

# NAPOLEON

NS18 SERIES HEAT PUMPS & AIR HANDLERS



NS18 SERIES HEAT PUMPS & AIR HANDLERS  
[napoleon.com](http://napoleon.com)



# HEATING AND COOLING YOUR HOME. WITH NAPOLEON, IT'S SIMPLE.

Is it time for a new Furnace and Air Conditioner? Get year-round comfort with Napoleon's Heat Pumps an all-in-one heating and cooling solution. They not only cool your home in the summer but provide heat to your home on colder days too! That means your heat pump will act as an air conditioner when things get hot and will heat your home when it's cold outside. Heat Pumps are more versatile and require less maintenance than traditional heating systems. Napoleon Heat Pumps use newer, more efficient technology to operate in a wider range of outdoor temperatures when compared to other HVAC units.

Our Heat Pumps will also help to reduce your carbon footprint for a cleaner future. When paired with a furnace, the combined unit will function as a hybrid heating system resulting in lesser GHG emission and energy cost savings compared to a stand alone conventional Gas furnace. Switch today for a healthier, cost-effective and comfortable heating and cooling solution for your home.

**ASK FOR YEAR-ROUND COMFORT. ASK FOR NAPOLEON.**



# NS18 HEAT PUMP

**100% HEAT 100% COOL**

Napoleon's NS18 Series Heat Pumps are perfect for heating and cooling your home, a WHISPER QUIET™ operation. Available in a variety of sizes, the Napoleon NS18 Series Heat Pumps operate in both summer and winter to meet a wide range of home comfort needs throughout the year.



**WHISPER QUIET™**  
NO LOUDER THAN A WHISPER



**COLD CLIMATE AIR  
SOURCE HEAT PUMP**



**WIDEST OPERATING  
RANGE**

## FEATURES AND BENEFITS

- Available in varied sizes to cater to heating and cooling requirements of homes of different size and shapes.
- Widest operating range - our units work when ambient is as low as -30 deg C (-22 deg F) or as high as 54 deg C (129 F). (\* See individual units data for exact information)
- NS 18 Heat Pumps along with the air handlers are listed in NRCAN Greener Homes program as Cold Climate Air Source Heat Pump systems.
- Can be on the ground or the wall to save space.
- Low vibration design for quiet operation.
- Versatile solution : NS18 Heat Pumps can be hooked up with an Air Handler or can be connected with a Gas Furnace and matched coil as a hybrid heating solution



**10 Year Parts  
10 Heat Exchanger**  
*Limited Warranty*

See Warranty for Details  
Some accessories shown in image not sold by Napoleon.



# 18 SEER AIR HANDLER

## INDOOR COMFORT.

Napoleon's 18 SEER Air Handler is a great addition to your heating and cooling system and helps to manage air flow throughout the home. An Air Handler is often used in a home with a ducted ventilation system where there is no furnace. With multiple installation options and a quiet operation system, your Napoleon Air Handler balances a comfortable temperature in your home.

### FEATURES AND BENEFITS

- Fully insulated design minimizes indoor noise level.
- Removable front panel allows blower and coil assemblies to slide-out for easy serviceability.
- Filter rack located at the top of the unit for convenient maintenance and installation.
- Electric Heater (optional): 5kW/8kW/10kW/15kW/20kW.
- Flex Fit installation options: horizontal left, horizontal right, and vertical.



**10 Year Parts**  
*Limited Warranty*




# THINK DIFFERENT. THINK NAPOLEON.

## FLEXFIT FOR CONVENIENCE

The 18 SEER model offers zero clearance in all positions, providing installation ease in closets and alcoves with no additional kits required.

# *flexfit*

## INSTALLATION OPTIONS



## MULTI-SPEED SPEED TECHNOLOGY

Napoleon  
EnerSave  
Plus Motor

Conventional  
Motor

Features an ECM multi-speed blower motor which is designed to accelerate and decelerate slowly.



\$\$\$

\$\$\$





## SPECIFICATIONS

		Cooling Capacity (BTU/h)	Heating Capacity (BTU/h)	Heat Pump SKU	Air Handler SKU	SEER	EER	HSPF (Region IV)	AHRI Number	Energy Star	CC ASHP NEEP	NRCAN
		24,000	24,000	NS18HV24A36	NPFX24A	20	12.5	10.5	207335552	Yes	Yes	Yes
		36,000	36,000	NS18HV24A36	NPFX24A36A	18	10	10	207335553	No	Yes	Yes
		48,000	48,000	NS18HV48A60	NPFX48A	18	11.5	10.5	207335554	No	Yes	Yes
		54,000	54,000	NS18HV48A60	NPFX48A60A	17	10.5	10	207335555	No	Yes	Yes

## SPECIFICATIONS

SYSTEM RATING					
Indoor SKU		NPFX24A	NPFX24A36A	NPFX48A	NPFX48A60A
ESP Range	In.w.g/Pa	0.1/25(0/0~1/250)	0.15/37(0/0~1/250)	0.2/50(0/0~1/250)	0.2/50(0/0~1/250)
OutDoor SKU		NS18HV24A36	NS18HV24A36	NS18HV48A60	NS18HV48A60
AHRI Number		207335552	207335553	207335554	207335555
Cooling Capacity	(BTU/h)	24000	36000	48000	54000
Heating Capacity	(BTU/h)	24000	36000	48000	54000
Power Supply	V, Ph, Hz	208-230V,1Ph,50/60Hz	208-230V,1Ph,50/60Hz	208-230V,1Ph,50/60Hz	208-230V,1Ph,50/60Hz
SEER		20	18	18	17
EER		12.5	10	11.5	10.5
HSPF (Region IV)		10.5	10	10.5	10
Gas Pipe	mm ( inch)	φ19/(3/4)	φ19/(3/4)	φ19/(3/4)	φ19/(3/4)
Liquid Pipe	mm ( inch)	φ9.52/(3/8)	φ9.52/(3/8)	φ9.52/(3/8)	φ9.52/(3/8)
Standard Pipe Length	m / ft	<b>7.5/24.6</b>	<b>7.5/24.6</b>	<b>7.5/24.6</b>	<b>7.5/24.6</b>
Max refrigerant pipe length between Indoor and Outdoor	m / ft	30/98.4	30/98.4	30/98.4	30/98.4
Max vertical height difference between Indoor and Outdoor	m / ft	15/49.2	15/49.2	15/49.2	15/49.2
Connection Method		Flare nut (standard), Brazed (Optional)	Flare nut (standard), Brazed (Optional)	Flare nut (standard), Brazed (Optional)	Flare nut (standard), Brazed (Optional)
Refrigerant Gas		R410A	R410A	R410A	R410A
HEAT PUMP OUTDOOR UNIT DATA					
Sound Pressure Level	dB(A)	55	57	58	58
Minimum - Maximum Voltage	V	187-253	187-253	187-253	187-253
Control Voltage	V	24	24	24	24
Rated Current Cooling	A	13	21	30	30
Rated Current Heating	A	17	25	31	31
MCA	A	24	24	35	35
MOP	A	35	35	45	45
External Dimensions (H×W×D)	mm ( inch)	820×940×460 (32-1/4×37×18-1/8)	820×940×460 (32-1/4×37×18-1/8)	1365×1000×370 (53-3/4×39-3/8×14-1/2)	1365×1000×370 (53-3/4×39-3/8×14-1/2)
Net Weight	kg/ lbs	98.5/217.2	98.5/217.2	140/308.7	140/308.7
Gross Weight	kg/ lbs	109/240.3	109/240.3	153/337.4	153/337.4
Operation temperature for cooling	°C/°F	-15~54/(5~129.2)	-15~54/(5~129.2)	-15~54/(5~129.2)	-15~54/(5~129.2)
Operation temperature for heating	°C/°F	-30~24/(-22~75.2)	-30~24/(-22~75.2)	-30~24/(-22~75.2)	-30~24/(-22~75.2)
Outdoor Fan Total Air Volume	m³/h/cfm	5100 / 3000	5900 / 3470	7990 / 4700	7990 / 4700
Outdoor Fan Motor FLA	A	1.5	1.5	1.5 X 2	1.5 X 2
Compressor RLA	A	16	16	13	13
Refrigerant Charge	kg/lbs	4.2/ 9.26	4.2/ 9.26	6.25/13.78	6.25/13.78



# SPECIFICATIONS

AIR HANDLER UNIT DATA					
Air flow volume	m <sup>3</sup> /h/cfm	1630/960	1700/1000	2350/1380	2720 /1600
ESP (Range)	ln.w.g/Pa	0.1/25(0/0~1/250)	0.15/37(0/0~1/250)	0.2/50(0/0~1/250)	0.2/50(0/0~1/250)
Sound Pressure Level	dB(A)	45	47	50	51
Supplemental Electric Heat (Optional)	kW	5 kW/ 8 kW/ 10kW	5 kW/ 8 kW/ 10kW	10 kW/ 15 kW/ 20kW	10 kW/ 15 kW/ 20kW
Dehumidification	pt/hr	3.06	9.7	9.94	12.13
Minimum - Maximum Voltage	V	187-253	187-253	187-253	187-253
Control Voltage	V	24	24	24	24
Rated Current Cooling	A	3	3	5	5
Rated Current Heating	A	3	3	5	5
MCA	A	4	4	8	8
MOP	A	15	15	15	15
MCA / with electric heater	A	5kW:27/30(208/240V) 8kW:40/46(208/240V) 10kW:49/56(208/240V)	5kW:27/30(208/240V) 8kW:40/46(208/240V) 10kW:49/56(208/240V)	10kW:53/59(208/240V) 15kW:53+24/59+28(208/240V) 20kW:53+53/59+59(208/240V)	10kW:53/59(208/240V) 15kW:53+24/59+28(208/240V) 20kW:53+53/59+59(208/240V)
MOP / with electric heater	A	5kW:30/30(208/240V) 8kW:45/50(208/240V) 10kW:60/60(208/240V)	5kW:30/30(208/240V) 8kW:45/50(208/240V) 10kW:60/60(208/240V)	10kW:60/60(208/240V) 15kW:60+30/60+30(208/240V) 20kW:60+60/60+60(208/240V)	10kW:60/60(208/240V) 15kW:60+30/60+30(208/240V) 20kW:60+60/60+60(208/240V)
External Dimensions (H×W×D)	mm (inch)	1224×540×540 (48-1/4×21-1/4×21-1/4)	1224×540×540 (48-1/4×21-1/4×21-1/4)	1448×630×540 (57×24-3/4×21-1/4)	1448×630×540 (57×24-3/4×21-1/4)
Net Weight	kg/ lbs	71.0/156.5	71.0/156.5	92/203	92/203
Gross Weight	kg/ lbs	77.0/169.8	77.0/169.8	99/218	99/218
Operation temperature for cooling	°C/°F	18~27/(64.4~80.6)	18~27/(64.4~80.6)	18~27/(64.4~80.6)	18~27/(64.4~80.6)
Operation temperature for heating	°C/°F	20~27/(68.0~80.6)	20~27/(68.0~80.6)	20~27/(68.0~80.6)	20~27/(68.0~80.6)
Indoor Fan Motor Full Load Amps	A	3	3	5	5
Indoor Fan Motor Rated HP	HP	1/2	1/2	1	1
Strong heating at low ambient		100% Heating Capacity down to -5°F(-20°F)	100% Heating Capacity down to 19.4°F(-7°F)	100% Heating Capacity down to 14°F(-10°F)	100% Heating Capacity down to 23°F(-5°F)
Strong cooling at high ambient		100% Cooling Capacity up to 115°F(46°F)	100% Cooling Capacity up to 104°F(40°F)	100% Cooling Capacity up to 109.4°F(43°F)	100% Cooling Capacity up to 104°F(40°F)

## SPECIFICATIONS

SYSTEM RATING					
Indoor SKU		CPFX24A	CPFX24A36A	CPFX48A	CPFX48A60A
ESP Range		CS18HV24A36	CS18HV24A36	CS18HV48A60	CS18HV48A60
AHRI Number		207335552	207335553	207335554	207335555
Cooling Capacity	(BTU/h)	24000	36000	48000	54000
Heating Capacity	(BTU/h)	24000	36000	48000	54000
Power Supply	V, Ph, Hz	208-230V,1Ph,50/60Hz	208-230V,1Ph,50/60Hz	208-230V,1Ph,50/60Hz	208-230V,1Ph,50/60Hz
SEER		20	18	18	17
EER		12.5	10	11.5	10.5
HSPF (Region IV)		10.5	10	10.5	10
Gas Pipe	mm ( inch)	φ19/(3/4)	φ19/(3/4)	φ19/(3/4)	φ19/(3/4)
Liquid Pipe	mm ( inch)	φ9.52/(3/8)	φ9.52/(3/8)	φ9.52/(3/8)	φ9.52/(3/8)
Standard Pipe Length	m / ft	7.5/24.6	7.5/24.6	7.5/24.6	7.5/24.6
Max refrigerant pipe length between Indoor and Outdoor	m / ft	30/98.4	30/98.4	30/98.4	30/98.4
Max vertical height difference between Indoor and Outdoor	m / ft	15/49.2	15/49.2	15/49.2	15/49.2
Connection Method		Flare nut (standard), Brazed (Optional)	Flare nut (standard), Brazed (Optional)	Flare nut (standard), Brazed (Optional)	Flare nut (standard), Brazed (Optional)
Refrigerant Gas		R410A	R410A	R410A	R410A
HEAT PUMP OUTDOOR UNIT DATA					
Sound Pressure Level	dB(A)	55	57	58	58
Minimum - Maximum Voltage	V	187-253	187-253	187-253	187-253
Control Voltage	V	24	24	24	24
Rated Current Cooling	A	13	21	30	30
Rated Current Heating	A	17	25	31	31
MCA	A	24	24	35	35
MOP	A	35	35	45	45
External Dimensions (H×W×D)	mm ( inch)	820×940×460 (32-1/4×37×18-1/8)	820×940×460 (32-1/4×37×18-1/8)	1365×1000×370 (53-3/4×39-3/8×14-1/2)	1365×1000×370 (53-3/4×39-3/8×14-1/2)
Net Weight	kg/ lbs	98.5/217.2	98.5/217.2	140/308.7	140/308.7
Gross Weight	kg/ lbs	109/240.3	109/240.3	153/337.4	153/337.4
Operation temperature for cooling	°C/°F	-15~54/(5~129.2)	-15~54/(5~129.2)	-15~54/(5~129.2)	-15~54/(5~129.2)
Operation temperature for heating	°C/°F	-30~24/(-22~75.2)	-30~24/(-22~75.2)	-30~24/(-22~75.2)	-30~24/(-22~75.2)
Outdoor Fan Total Air Volume	m³/h/cfm	5100 / 3000	5900 / 3470	7990 / 4700	7990 / 4700
Outdoor Fan Motor FLA	A	1.5	1.5	1.5 X 2	1.5 X 2
Compressor RLA	A	16	16	13	13
Refrigerant Charge	kg/lbs	4.2/ 9.26	4.2/ 9.26	6.25/13.78	6.25/13.78

# SPECIFICATIONS

AIR HANDLER UNIT DATA					
Air flow volume	m <sup>3</sup> /h/cfm	1630/960	1700/1000	2350/1380	2720 /1600
ESP (Range)	ln.w.g/Pa	0.1/25(0/0~1/250)	13800.15/37(0/0~1/250)	0.2/50(0/0~1/250)	0.2/50(0/0~1/250)
Sound Pressure Level	dB(A)	45	47	50	51
Supplemental Electric Heat (Optional)	kW	5 kW/ 8 kW/ 10kW	5 kW/ 8 kW/ 10kW	10 kW/ 15 kW/ 20kW	10 kW/ 15 kW/ 20kW
Dehumidification	pt/hr	3.06	9.7	9.94	12.13
Minimum - Maximum Voltage	V	187-253	187-253	187-253	187-253
Control Voltage	V	24	24	24	24
Rated Current Cooling	A	3	3	5	5
Rated Current Heating	A	3	3	5	5
MCA	A	4	4	8	8
MOP	A	15	15	15	15
MCA / with electric heater	A	5kW:27/30(208/240V) 8kW:40/46(208/240V) 10kW:49/56(208/240V)	5kW:27/30(208/240V) 8kW:40/46(208/240V) 10kW:49/56(208/240V)	10kW:53/59(208/240V) 15kW:53+24/59+28(208/240V) 20kW:53+53/59+59(208/240V)	10kW:53/59(208/240V) 15kW:53+24/59+28(208/240V) 20kW:53+53/59+59(208/240V)
MOP / with electric heater	A	5kW:30/30(208/240V) 8kW:45/50(208/240V) 10kW:60/60(208/240V)	5kW:30/30(208/240V) 8kW:45/50(208/240V) 10kW:60/60(208/240V)	10kW:60/60(208/240V) 15kW:60+30/60+30(208/240V) 20kW:60+60/60+60(208/240V)	10kW:60/60(208/240V) 15kW:60+30/60+30(208/240V) 20kW:60+60/60+60(208/240V)
External Dimensions (H×W×D)	mm (inch)	1224×540×540 (48-1/4×21-1/4×21-1/4)	1224×540×540 (48-1/4×21-1/4×21-1/4)	1448×630×540 (57×24-3/4×21-1/4)	1448×630×540 (57×24-3/4×21-1/4)
Net Weight	kg/ lbs	71.0/156.5	71.0/156.5	92/203	92/203
Gross Weight	kg/ lbs	77.0/169.8	77.0/169.8	99/218	99/218
Operation temperature for cooling	°C/°F	18~27/(64.4~80.6)	18~27/(64.4~80.6)	18~27/(64.4~80.6)	18~27/(64.4~80.6)
Operation temperature for heating	°C/°F	20~27/(68.0~80.6)	20~27/(68.0~80.6)	20~27/(68.0~80.6)	20~27/(68.0~80.6)
Indoor Fan Motor Full Load Amps	A	3	3	5	5
Indoor Fan Motor Rated HP	HP	1/2	1/2	1	1
Strong heating at low ambient		100% Heating Capacity down to -5°F(-20°F)	100% Heating Capacity down to 19.4°F(-7°C)	100% Heating Capacity down to 14°F(-10°C)	100% Heating Capacity down to 23°F(-5°C)
Strong cooling at high ambient		100% Cooling Capacity up to 115°F(46°F)	100% Cooling Capacity up to 104°F(40°C)	100% Cooling Capacity up to 109.4°F(43°C)	100% Cooling Capacity up to 104°F(40°C)

# NAPOLEON

## CELEBRATING OVER 40 YEARS OF HOME COMFORT PRODUCTS



[napoleon.com](http://napoleon.com)

24 Napoleon Road, Barrie, Ontario, Canada L4M 0G8  
103 Miller Drive, Crittenden, Kentucky, USA 41030  
7200 Trans Canada Highway, Montreal, Quebec, Canada H4T 1A3

Tel: 1-888-721-7253  
[hvac@napoleon.com](mailto:hvac@napoleon.com)



Authorized Dealer

All specifications and designs can change without notice to allow for on-going product improvement. Images may not be exactly as shown. Consult your owners manual for current information. Check all local and national building codes and gas regulations. Napoleon® is a registered trademark of Wolf Steel Group Inc.

Printed in Canada  
ADBRN3-CHPP (ADBRCHP) - 05/2022